




No	Main Topic	Sub-Topic	 paloalto [®] NETWORKS	LAB
1		Introduction to Firewall		N/A
2		Palo Alto Resources		N/A
3	Basic NGFW, Security Platform, Arch and Design	Fortray Palo alto Student folder		N/A
4		Palo Alto Next-Gen firewall overview		N/A
5		Palo Alto devices selection		N/A
6		Palo Alto LAB Design		N/A
7		Resting to factory Default		✓
8	Initial IP Management access		✓	
9	Initial Setup and Overview	Palo Alto CLI Access via SSH & CLI (Command line interface) Overview		✓
10		Dashboard Overview		✓
11		Setup and Basic Management		✓
12		Login Banner & Message of the day Banner		✓
13		Saving and Committing the changes		✓
14	Operation - Configuration Management	Revert – Last save configuration		✓
15		Revert – to Running configuration		✓
16		Config – Audit (Running VS Candidate Config)		✓
17		Save – The Candidate configuration		✓
18		Loading the Saved and configuration Version		✓
19		Export configuration and version		✓
20		Importing the configuration and version		✓
21	Device Operation - Services	Reboot and Shut down the Firewall		✓
22		DNS, Update Server, NTP		✓
23	Management Interface Setting - FW Management	Management IP and permitted Networks		✓
24		Registering the FW & Verifying the License		✓
25		Dynamic update		✓
26		FW Upgrade with License		✓
27		FW Upgrade without License		✓
28		FW admin Account via Local user Database		✓
29		Role Based Admin User Account		✓
30		Response Pages		✓
31	Panorama (Central Management System)	Introduction to Panorama		N/A
33		Panorama Commit		✓
34		Panorama Config Management		✓
35		Panorama Services and Interface (DNS, NTP, update server) Default GW		✓
36		Panorama Licenses & registration		✓
37		Adding Palo Alto FW Manually to Panorama		✓
38		Automatically Adding Palo Alto FW to using CVS to Panorama		✓
39		Adding Tags to Palo Alto FW via Panorama		✓
40		Transition Locally configured FW to Panorama		✓
41		Upgrade PANOS Software and perform Dynamic update		✓
42		Introduction to Panorama Template		N/A
43	Configuring Template via Panorama		✓	

No	Main Topic	Sub-Topic	 paloalto® NETWORKS	LAB
44		Template VS Template Stack		N/A
45		Configuring Template on Panorama for Head office FW		✓
46	Panorama Templates	Configuring Template-Stack on Panorama for Head office FW		✓
47		Configuring Template and Template Stack for Data Centre FW		✓
48		Configuring Template and Template Stack for VW Firewall		✓
49		Template Variable Concept (Note if it is easy, leave it)		✓
50		Assigning Variable to FW via Template		✓
52		Device Group Concept		✓
53		Reference Template		✓
54	Panorama Device Group	Shared Object		✓
55		Creating & applying Device Group for Head office FW		✓
56		Creating & applying Device Group for Data Centre FW		✓
57		SNMP Trap via Panorama		✓
58		Syslog via Panorama		✓
59		Radius via Panorama		✓
60	Server Profiles	TACACS+ via Panorama		✓
61		LDAP via Panorama for Head-Office		✓
62		FW Log via Panorama		✓
63		Palo Alto Firewall overview (different vendor)		N/A
64		Zone Based FW		N/A
65		Deployment Options		N/A
66	Palo Alto Deployment Option	Virtual Wire Deployment		✓
67		Layer 2 Deployment		✓
68		Layer 3 Deployment & interface MGMT		✓
69		TAP Mode Deployment		✓
70		Virtual Router Concept & Configuration		✓
71		Static and Default Routing		✓
72	Basic and Intermediate Networking	DHCP Services		✓
73		OSPF Routing – LAN to DMZ		✓
74		Route Verification		✓
75		Security Zone and Packet processing		N/A
76		Packet Flow		N/A
77		App-ID		N/A
78		Rule – Traffic from LAN to DMZ using Ports & App ID		✓
79		Rule – Traffic from LAN to Internet using ports and App ID		✓
80		NAT Rule – PAT for LAN to Internet Rule testing		✓
81		Rules – using URL Filtering Rules		✓
82		Rules – with URL Filtering Exception		✓
83	Security Policy Configuration	How to use Custom URL Filtering		✓
84		Address and Address Group		✓
85		Services and Services Group		✓
86		Application and Application Group		✓

No	Main Topic	Sub-Topic	 LAB
87		Application Filtering	✓
88		Application Exception	✓
89		External Dynamic Lists	✓
90		Using Tags	✓
91		User ID Integration	✓
92		Installing User ID Agent on the AD	✓
93		Configure Firewall to use the user ID Agent	✓
94		Configure and integrate the user ID Agent	✓
95	User- ID	Group to user – ID Mapping	✓
96		Making Decision based on the user group Example	✓
97		Identify users using Captive Portal Redirect Mode	✓
98		User ID mapping using Captive Portal in Transparent Mode	✓
99		Captive Portal using Browser Challenge SSO example	✓
100		User ID mapping using Syslog Messages example	✓
101		Understanding Dynamic NAT and port	✓
102		Dynamic NAT and port configuration examples	✓
103	Network Address Translation (NAT)	Static NAT concepts and example	✓
104		Static NAT with Port Translation Use Case and scenario example	✓
105		Static NAT – INTERNET TO DMZ Example	✓
106		Static NAT – INTERNET TO LAN Example	✓
107		Source & Destination NAT (optional)	✓
108		High Availability Overview	✓
109	High Availability	Active Passive Configuration Example	✓
110		Active Passive Failover - Testing	✓
111		Active Passive Failover – Operation	✓
112		Antivirus configuration	✓
113		Creating Anti-Spyware and DNS Sink holing	✓
114		Creating custom Anti-Spyware signatures	✓
115		Configuring Vulnerability Protection and Custom Signature	✓
116		File Policies	✓
117	Threat Prevention	Configuring Wildfire	✓
118		Wildfire Portal	✓
119		Configuring Data Filtering - Data Leakage Prevention	✓
120		Data leakage demo - Credit Card Numbers Detection and Blocking	✓
121		Data leakage demo - Credit Card Numbers Detection and Blocking	✓
122		Implementing Zone and Host Denial Of Service Protection	✓
123		Certificates, Certificate of Authorities, and Decryption Concepts	✓
124		SSL Forward Proxy - Trust Certificate - Local Cert on Palo Alto	✓
125		SSL Forward Proxy - Untrusted Certificate - Local Cert on Palo Alto	✓
126	SSL Decryption	SSL Forward Proxy Using an Internal PKI Subordinate CA	✓
127		SSL Forward Proxy Blocking Threats in Encrypted Traffic – Demo	✓
128		SSL Exception – Configuration Example	✓

No	Main Topic	Sub-Topic	 LAB
129		SSL Inbound Inspection	✓
130		Concept of PBF (Policy Based Forwarding)	✓
131	Policy Based forwarding	PBF Configuration Example	✓
132		PBF Exception Example	✓
133		QoS Introduction	✓
134		QoS Download Upload Bandwidth Restriction	✓
135	QOS	QoS Classification and Marking	✓
136		QoS Classification and Markings Example	✓
137		CLI show QOS details	✓
138	Application Override	Concept of Application Override	✓
139		Application Override – Configuration Example & Verification	✓
140		VPN IPSEC L2L intro and configuration steps	✓
141	VPN IPsec Site to Site	VPN IPSEc L2L PaloAlto to PaloAlto Example	✓
142		VPN IPSEc L2L PaloAlto to Cisco Router Example	✓
143	Tunnel Inspection	Concept of Tunnel Inspection	✓
144		Tunnel Inspection – Configuration Example	✓
145		Global Protect Setup example	✓
146		Getting a free publicly trusted SSL certificate to test Global Protect	✓
147	Global Protect	Setting up global protect for on-demand mode, discover agent settings	✓
148		Global Protect Always on User-Logon and Pre-Logon configuration	✓
149		Global Protect HIP Check	✓
150	DDOS	DDOS Concept	✓
151		DDOS Configuration Example	✓
152		Installing in Google Cloud	✓
153	Cloud Deployment	Installing in the AWS Cloud	✓
154		Installing in Azure Cloud	✓